

State of Care 2017/18

Care services in Cheshire East local authority

Content

1. Acute hospital services (NHS)
2. Acute hospital services (non-NHS)
3. Adult social care
4. Community health services (NHS)
5. Dental practices
6. GP practices
7. Hospices
8. Mental health services (NHS)
9. Mental health services (non-NHS)

Data on CQC active locations and registered providers, 31 July 2018.
See final page for the glossary of key terms.

Interactive content - consider before printing



1. Acute hospital (NHS) overall ratings in local authority boundary of Cheshire East



0% 20% 40% 60% 80% 100%

Cheshire East



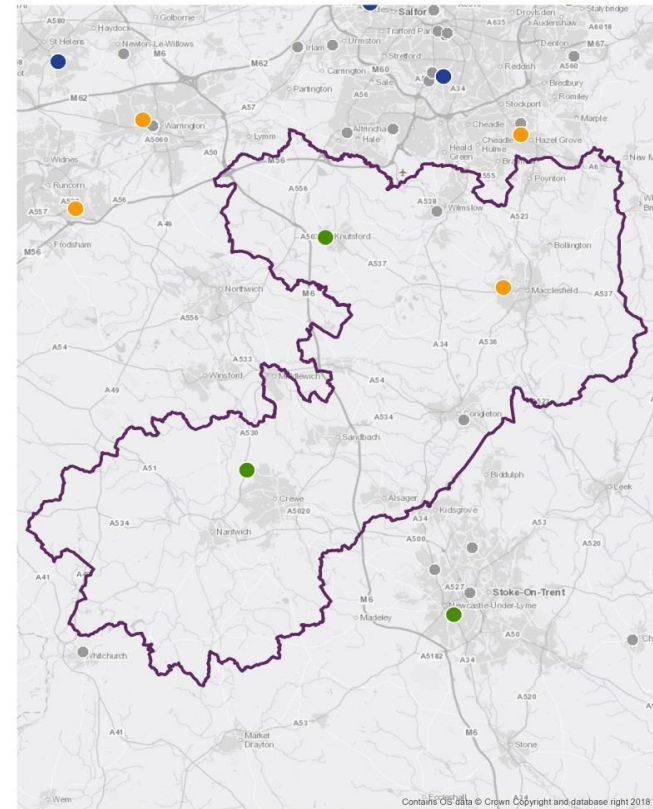
IA - 0% ▪ RI - 1 (33%) ▪ GO - 2 (67%) ▪ OU - 0%
Locations not yet formally rated: 2

England



IA - 10 (3%) ▪ RI - 133 (45%) ▪ GO - 131 (45%) ▪ OU - 20 (7%)

- Requires improvement (RI)
- Inadequate (IA)
- Unrated
- Outstanding (OU)
- Good (GO)



[Click here to view the interactive England map](#)

Cheshire East boundary

2. Acute hospital (non-NHS) overall ratings in local authority boundary of Cheshire East

0% 20% 40% 60% 80% 100%

Cheshire East



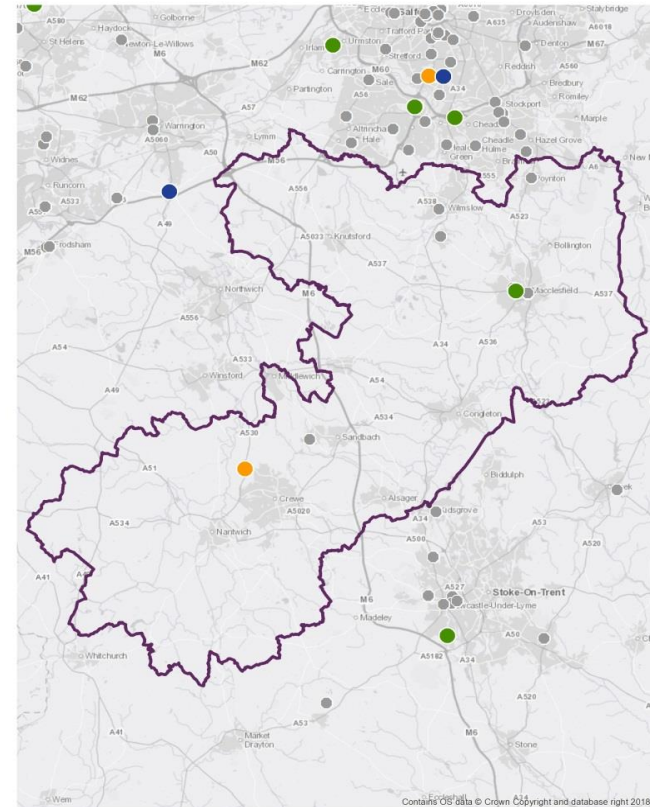
IA - 0% ▪ RI - 1 (50%) ▪ GO - 1 (50%) ▪ OU - 0%
Locations not yet formally rated: 9

England



IA - 3 (1%) ▪ RI - 67 (27%) ▪ GO - 156 (63%) ▪ OU - 20 (8%)

- Requires improvement (RI)
- Inadequate (IA)
- Unrated
- Outstanding (OU)
- Good (GO)



[Click here to view the interactive England map](#)

 **Cheshire East boundary**

3. Adult social care overall ratings in local authority boundary of Cheshire East



0% 20% 40% 60% 80% 100%

Cheshire East



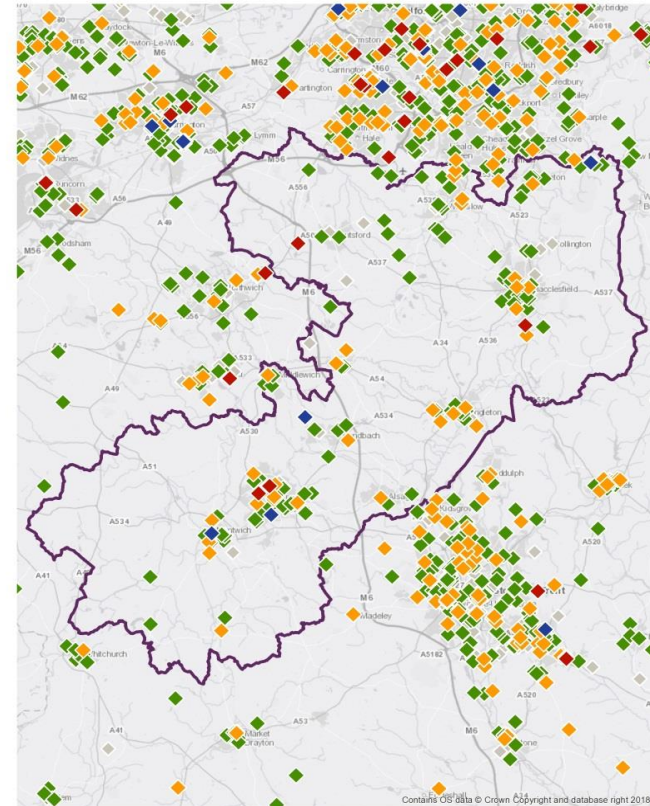
IA - 4 (3%) ▪ RI - 31 (21%) ▪ GO - 110 (73%) ▪ OU - 5 (3%)
Locations not yet formally rated: 2

England



IA - 313 (1%) ▪ RI - 3,689 (17%) ▪ GO - 17,367 (79%) ▪ OU - 605 (3%)

- ◆ Requires improvement (RI)
- ◆ Inadequate (IA)
- ◆ Unrated
- ◆ Outstanding (OU)
- ◆ Good (GO)



[Click here to view the interactive England map](#)

Cheshire East boundary

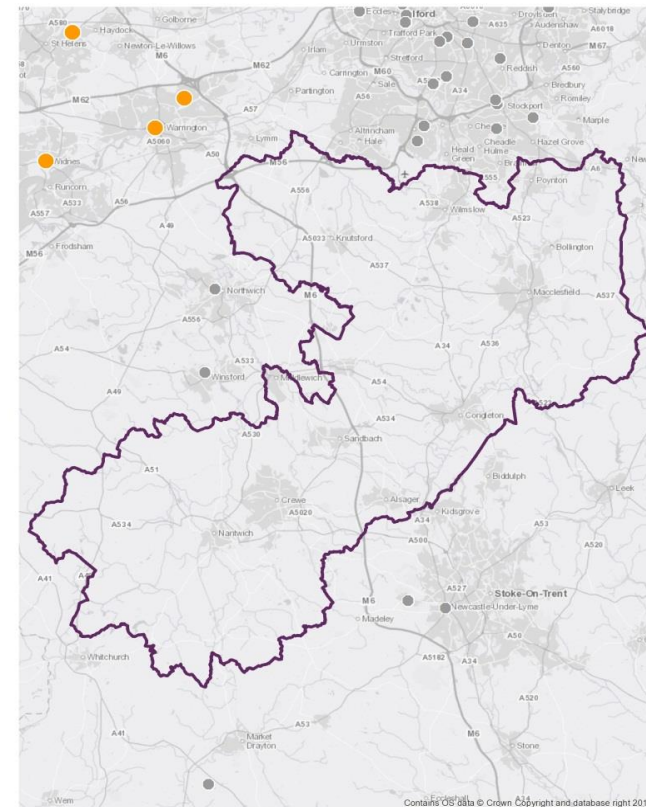
4. Community health service (NHS) overall ratings in local authority boundary of Cheshire East



Service name

Overall rating*

No services in boundary



* the overall rating given is for the overarching provider, not the location (see glossary for more information)

- **Requires improvement (RI)**
- **Outstanding (OU)**
- **Inadequate (IA)**
- **Good (GO)**
- **Unrated**

[Click here to view the interactive England map](#)

Cheshire East boundary

CQC ratings for active locations and registered providers, 31 July 2018

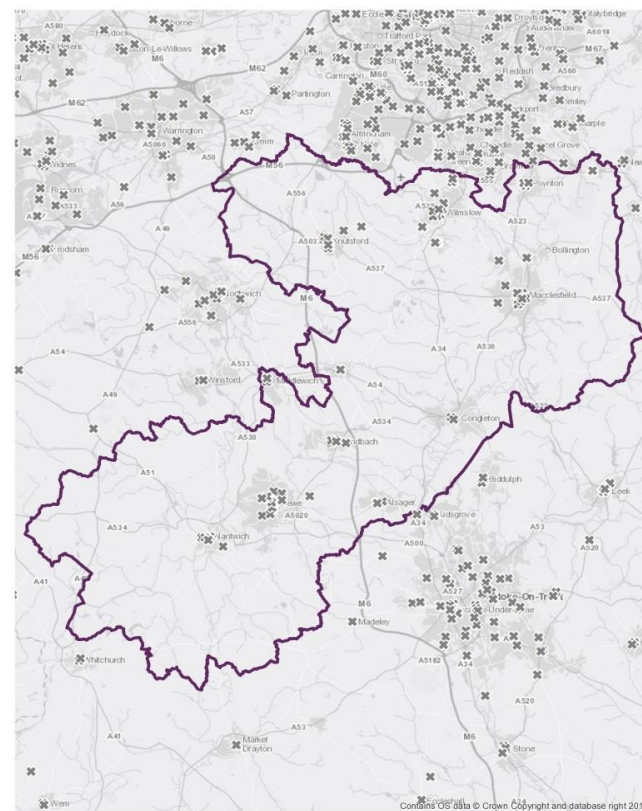
5. Dental practices in local authority boundary of Cheshire East



Dental practices are inspected and assessed for compliance with CQC regulations. However, they are not given a rating from inadequate to outstanding.

Please see the interactive map to view location information with links to their CQC web page with inspection reports, where available.

Registered service locations in Cheshire East : 100



*** Dental practice**

[Click here to view the interactive England map](#)

▣ Cheshire East boundary

CQC ratings for active locations and registered providers, 31 July 2018

6. GP practice overall ratings in local authority boundary of Cheshire East

0% 20% 40% 60% 80% 100%

Cheshire East

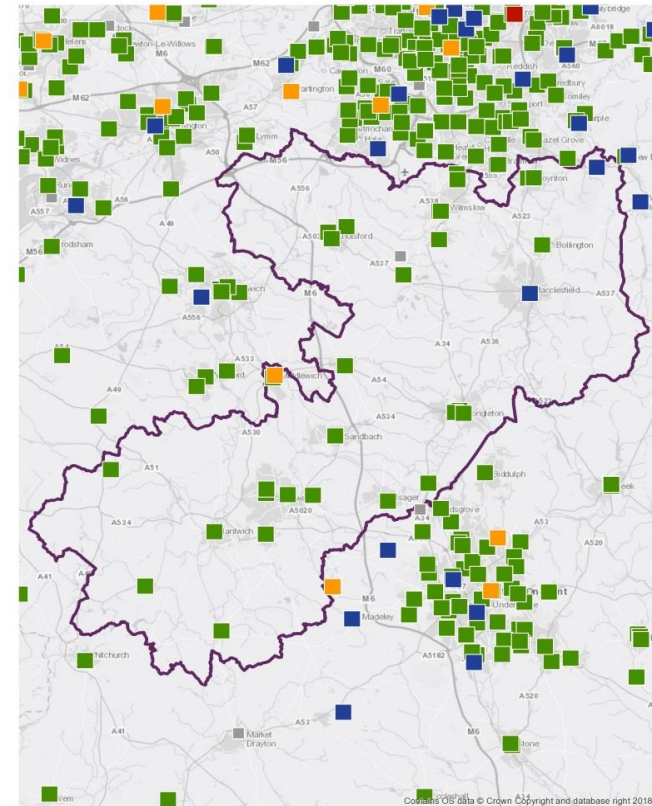


IA - 0% ▪ RI - 1 (2%) ▪ GO - 38 (93%) ▪ OU - 2 (5%)
Locations not yet formally rated: 1

England



IA - 61 (1%) ▪ RI - 240 (4%) ▪ GO - 6,173 (91%) ▪ OU - 321 (5%)



[Click here to view the interactive England map](#)

 Cheshire East boundary

7. Hospice overall ratings in local authority boundary of Cheshire East



0% 20% 40% 60% 80% 100%

Cheshire East



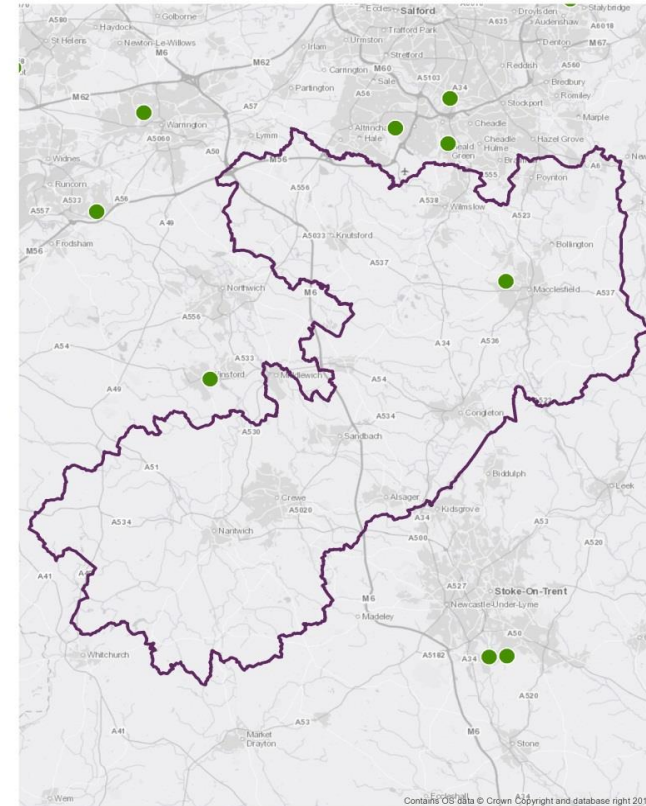
IA - 0% ▪ RI - 0% ▪ GO - 1 (100%) ▪ OU - 0%
Locations not yet formally rated: 0

England



IA - 0% ▪ RI - 4 (2%) ▪ GO - 141 (71%) ▪ OU - 54 (27%)

- Requires improvement (RI)
- Inadequate (IA)
- Unrated
- Outstanding (OU)
- Good (GO)



[Click here to view the interactive England map](#)

Cheshire East boundary

8. Mental health service (NHS) overall ratings in local authority boundary of Cheshire East



Service name

[Jocelyn Solly \(Millbrook\)](#)

[Soss Moss Site](#)

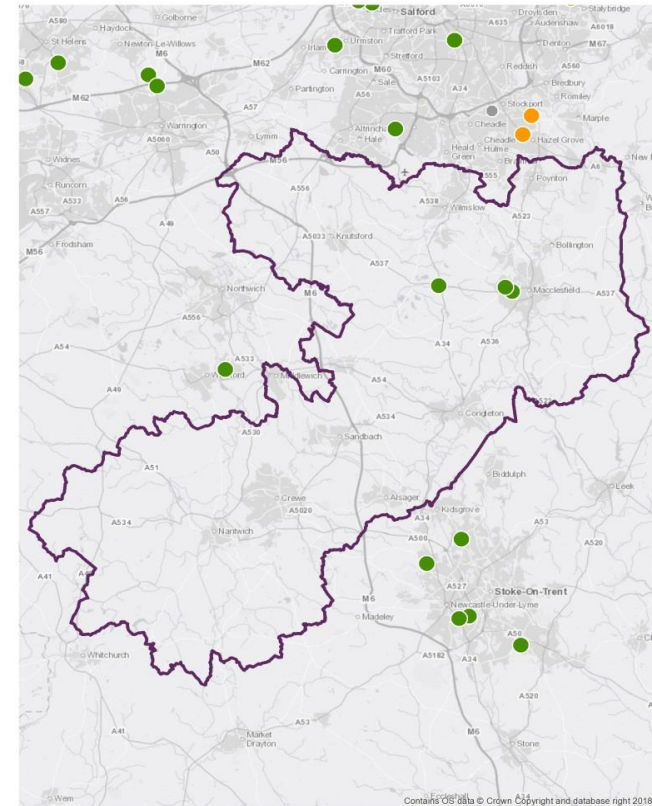
[Greenways](#)

Overall rating*

Good

Good

Good



Click above names to view a service's CQC web page

* the overall rating given is for the overarching provider, not the location (see glossary for more information)

- Requires improvement (RI)
- Inadequate (IA)
- Unrated

- Outstanding (OU)
- Good (GO)

[Click here to view the interactive England map](#)

Cheshire East boundary

CQC ratings for active locations and registered providers, 31 July 2018

9. Mental health service (non-NHS) overall ratings in local authority boundary of Cheshire East

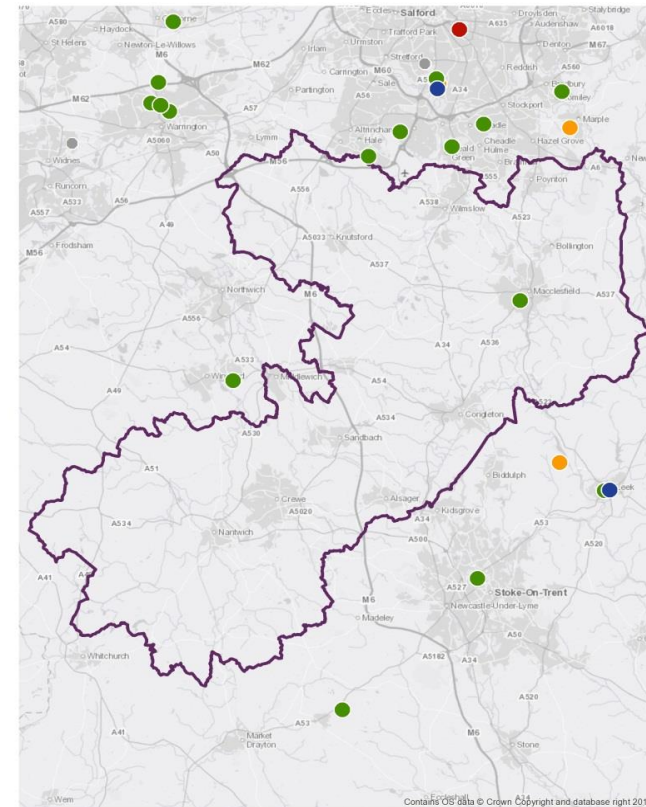


Service name

Overall rating

[Park Villa Independent Hospital](#)

Good



[Click above names to view a service's CQC web page](#)

- **Requires improvement (RI)**
- **Inadequate (IA)**
- **Unrated**
- **Outstanding (OU)**
- **Good (GO)**

[Click here to view the interactive England map](#)

Cheshire East boundary

CQC ratings for active locations and registered providers, 31 July 2018

Glossary



Adult social care

This includes accommodation and personal care provided in residential care homes, nursing homes and specialist colleges. Personal care provided in the community; in people's homes through domiciliary care services, extra care housing, Shared Lives schemes and supported living services.

Rating

Ratings are based on a combination of inspection findings, what patients tell us, monitoring data, and information from services. Inspectors use all the available evidence and their professional judgement, reviewed to ensure consistency.

Overall rating

We ask five key questions of service providers: are they safe, effective, caring, responsive to people's needs and well-led?
We rate each of the five key questions and aggregate them to give an overall rating.

Provider/location rating

We rate services at location and/or provider level, this can vary dependent on the type of services they provide.
For more information see:

[About providers](#)
[About locations](#)

Local authority

Here local authorities are based on the 152 counties and unitary authorities in England.

Clinical Commissioning Groups (CCGs)

Clinical commissioning groups (CCGs) are clinically led membership groups of GP practices that plan, commission and performance-manage a range of local health services for their population. Defined by the 2018/19 geographic boundaries.