

Virtual Quiz Guide

We are using two pieces of software to bring the quiz to you at home:

- 1) **Zoom** - *this is a communication platform that allows us to share the quiz questions with you on your screen and also host the evening.*
- 2) **Kahoot!** - *this is what we have used to create our quiz. It allows quizzers to play remotely and keeps track of the leader board.*

What You Will Need...

- **Zoom log in details** - *the details will be provided in an invite prior to the evening. You will need to download this app to your desktop or device.*
- **Kahoot! Quiz Pin** - *you will get this when the lobby opens at 7pm (read on for more info)*
- **Any required devices charged up and ready to go**
- **Thinking cap** *(optional)*

Contents

1. What You Will Need
2. Contents
3. Before The Quiz & On The Night
4. How To Log Into The Zoom Call
5. Getting Started On Kahoot
6. Steps If You Are Using A Computer, Laptop Or Similar
10. Steps For Using Seperate Devices For Zoom & Kahoot
12. When The Quiz Starts
16. Contact Info & T&Cs

Before The Quiz...

You will receive an email with the Zoom login details the day before the Quiz. If you have not received this email 24 hours before the event, please contact us on fundraising@echospice.org.uk (please check your junk mail too).

If you want to play using the Kahoot! App we suggest you download this before the evening starts, it can be found in most app stores by searching for Kahoot! If this is not an option you will need a separate webpage open with www.kahoot.it open, but please read on for more details.

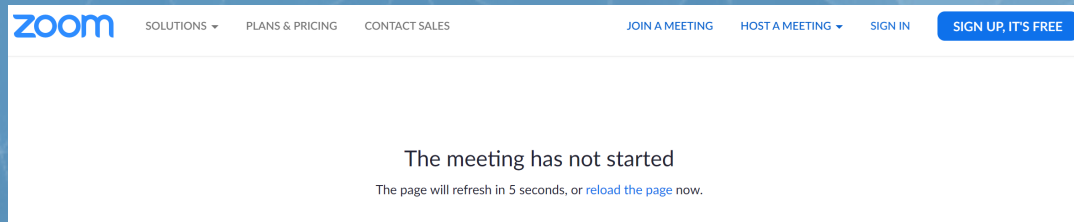
On The Night...

Hosting Zoom will be our Quiz Masters, Paul and Mark. This is not their first rodeo, they have plenty of experience hosting quizzes, but the virtual aspect is new to us all.

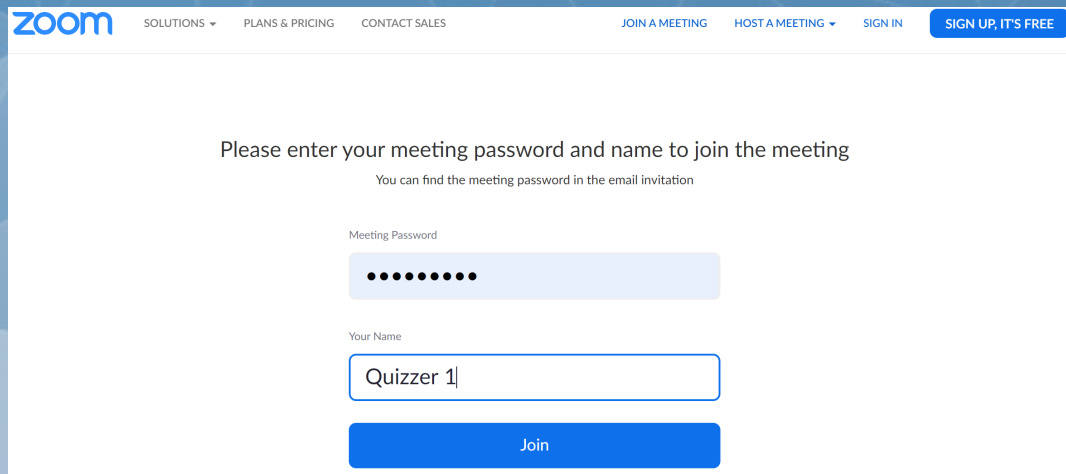
How To Log In To The Zoom Call...

Zoom is where the Quiz questions will be displayed so you need to make sure you can see this page for the entire duration of the Quiz.

To open Zoom, click the link in the event email and follow the prompts on your computer/device and type the meeting password and your name. If the Quiz Masters haven't joined yet you will see the below.



The Quiz masters
haven't joined yet.
Please wait until 7pm

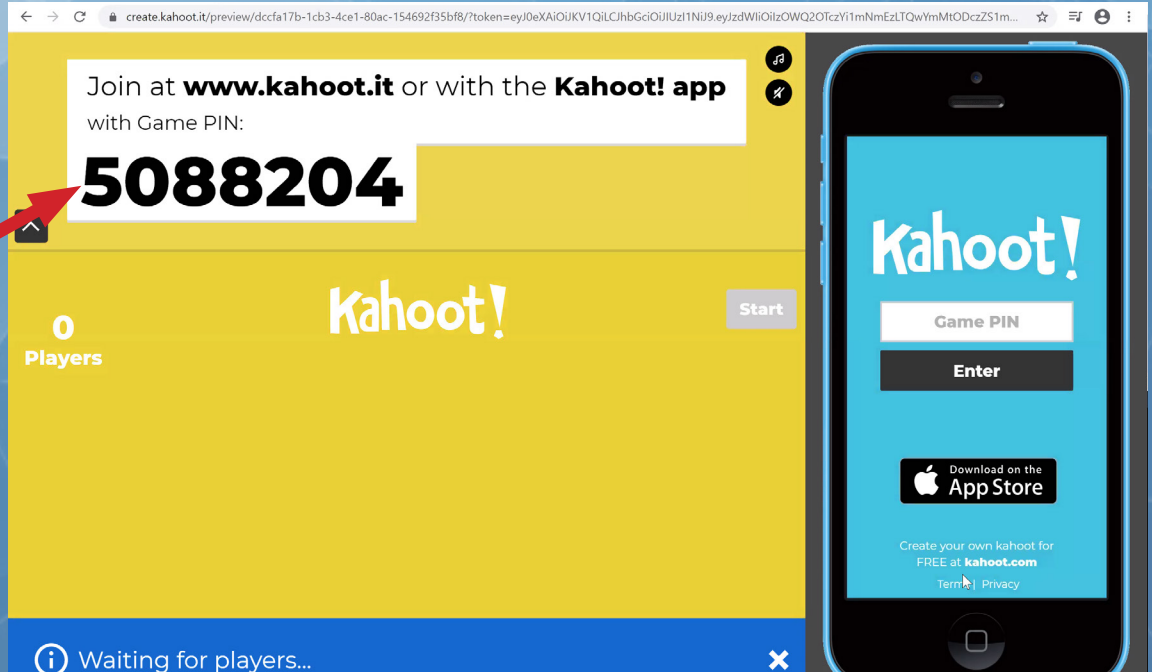


Please enter your
meeting password
and your name

Getting Started On Kahoot...

Between 7pm and 7.30pm, the Kahoot lobby will be displayed on Zoom - on here is your Quiz Pin to access Kahoot.

Example
Quiz pin



Now this is where things differ depending on how you can play the game...

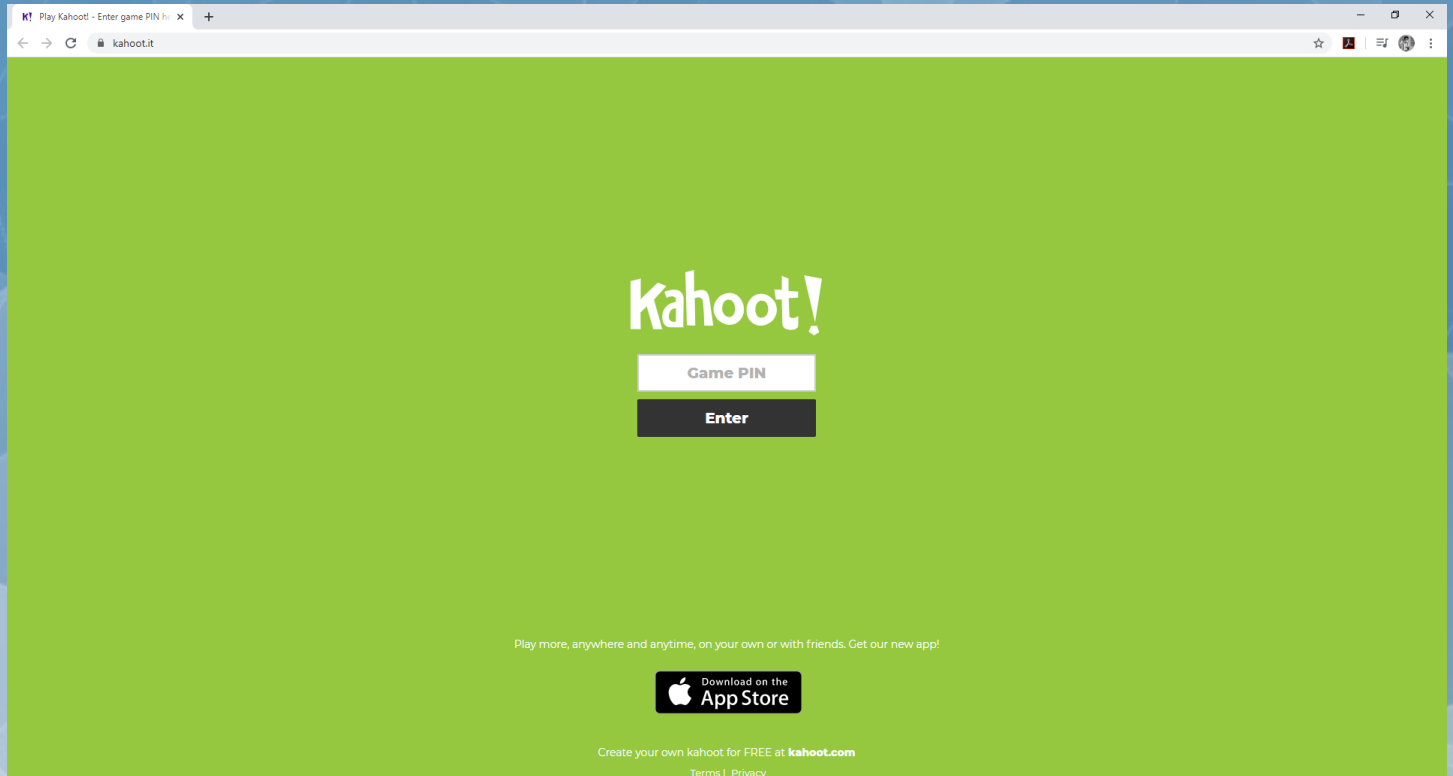
If you are using a computer, laptop or similar and only have one screen available, please follow the next set of instructions. If you are using one device for Zoom and a second device(s) for Kahoot, then please scroll down for separate instructions.

Steps If You Are Using A Computer, Laptop Or Similar...

By now you should be logged in to Zoom on one webpage. Leave this page open.

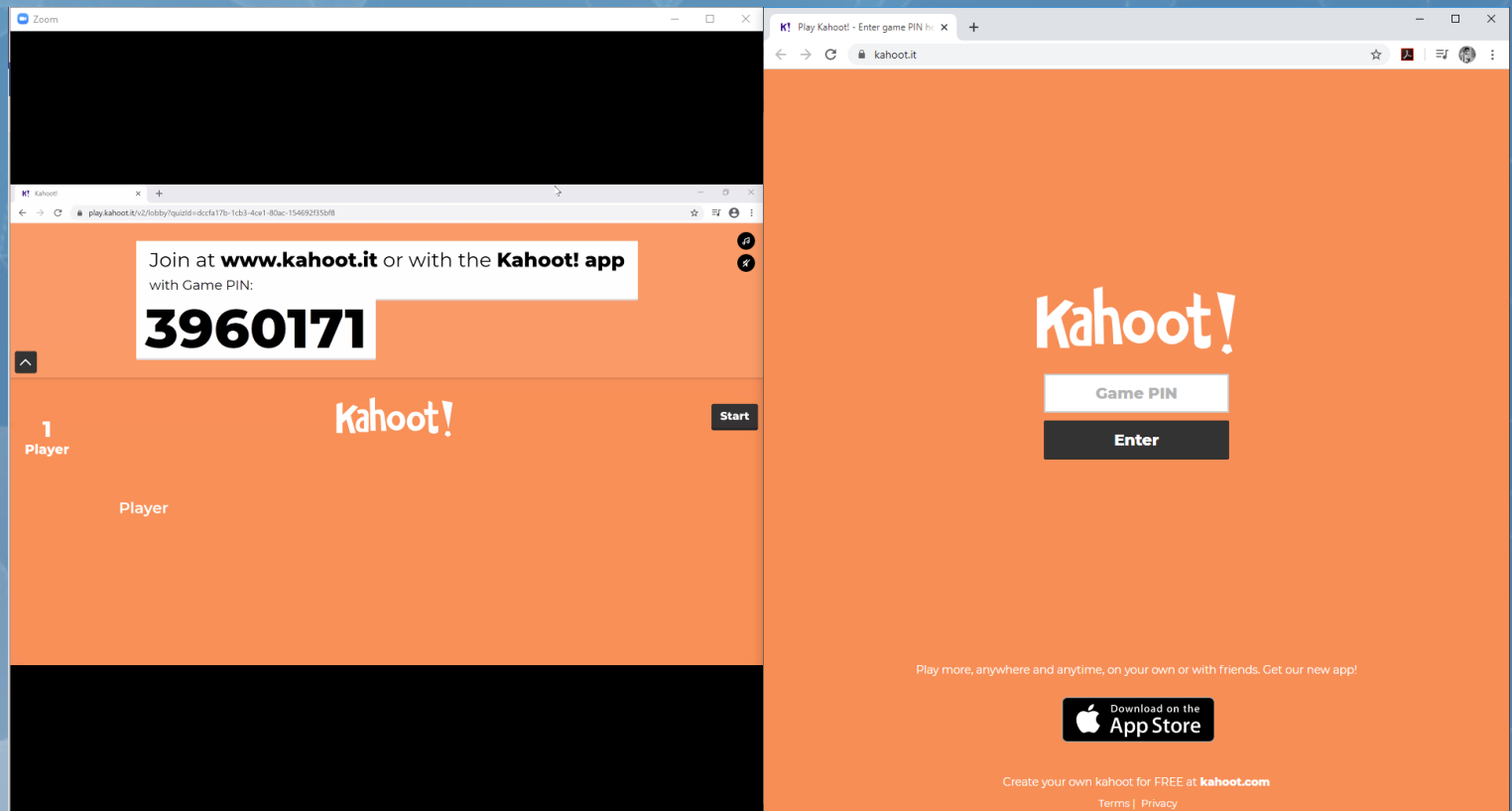
Next, to log into Kahoot, open a new webpage in a separate window (not a new tab) and type www.kahoot.it in the address bar.

You should now see the below page:



Before you enter the Quiz pin, let's get your screen set up so you can see both the Zoom window and Kahoot window simultaneously.

You may already know how to do this, but if you don't here you go. If you click and drag along the top of one of the windows to the edge of your screen it should snap to half of the screen, repeat with the other window to the opposite side. Your screen should now look something like the below:



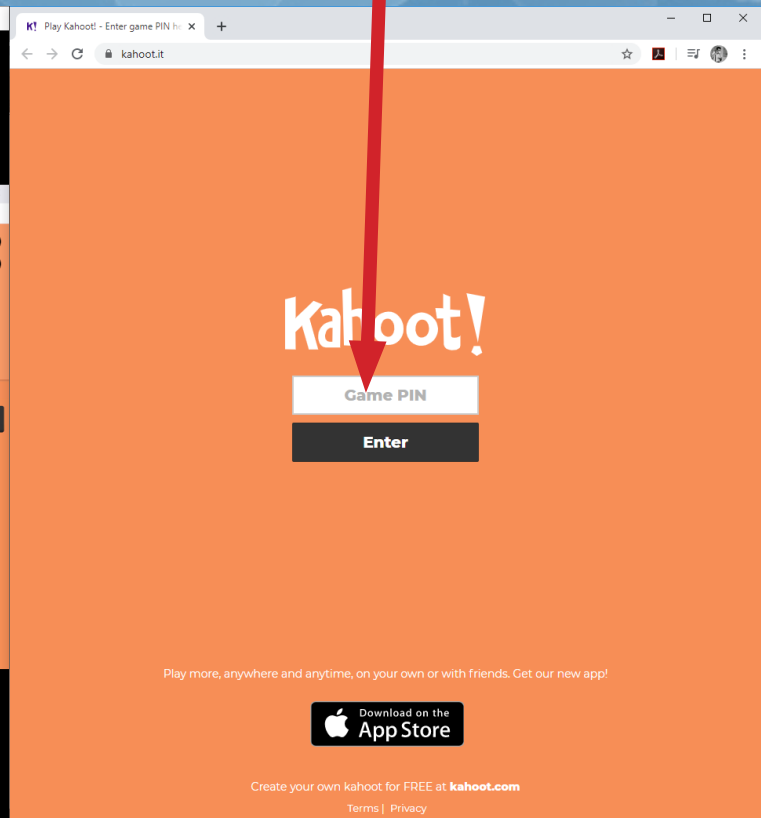
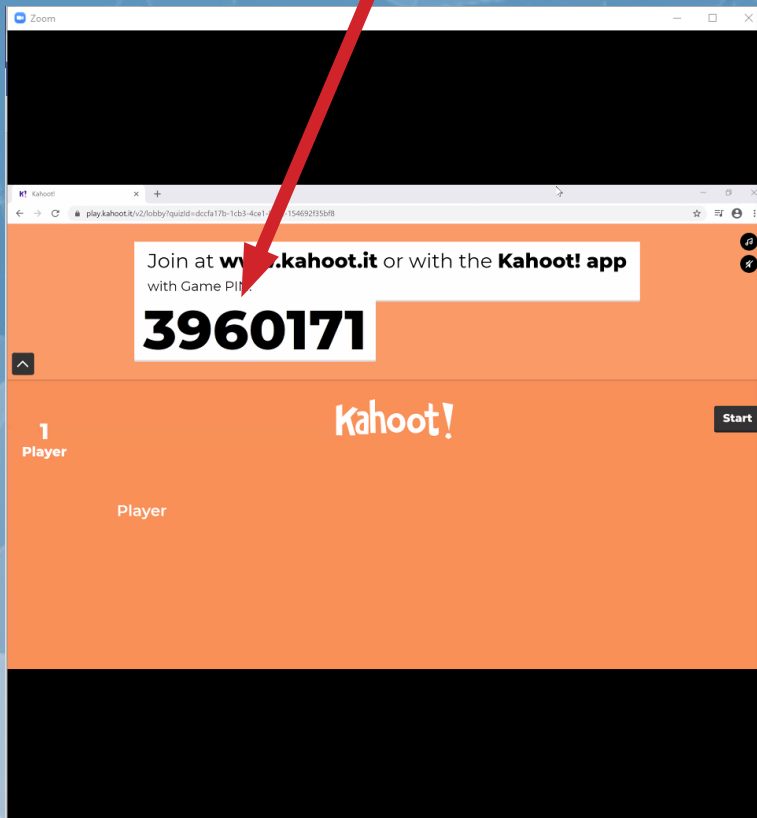
Great, now you can see both pages!

Tip to answer the quiz questions you must make sure the Kahoot window is highlighted to select your answer.

Now you can log in to Kahoot using the Quiz pin that is displayed on the Zoom screen.


Example
Quiz Pin

Enter pin
here

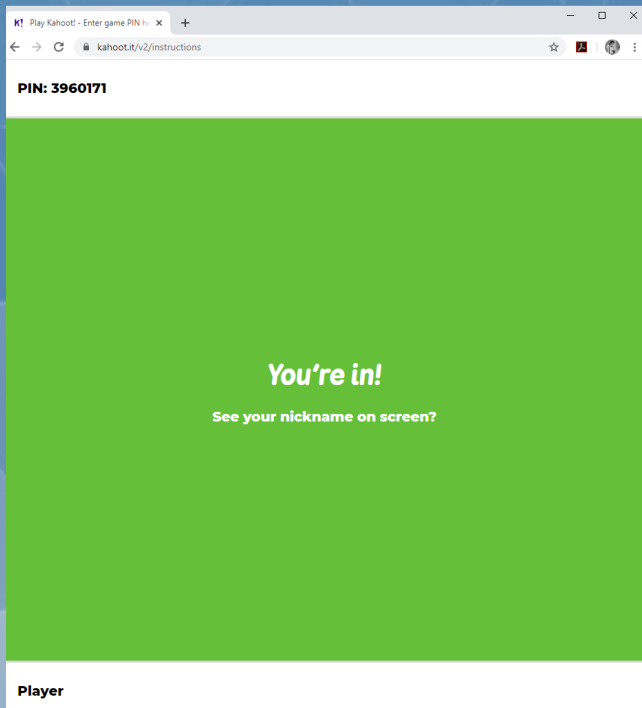


You will then be asked to type your name or team name.

Enter
name here



Once you're in, your Kahoot window should show the below and your name should appear in the Kahoot lobby on your Zoom window.



Next, get comfortable and have your snacks/drinks at the ready, the Quiz will start soon.

Now skip to When the Quiz starts (page 12)...

Steps For Using Seperate Devices For Zoom & Kahoot...

So, at this point you should be logged into Zoom on a main screen that everyone can see.

Next, you need to log in to Kahoot via the app on your individual devices.

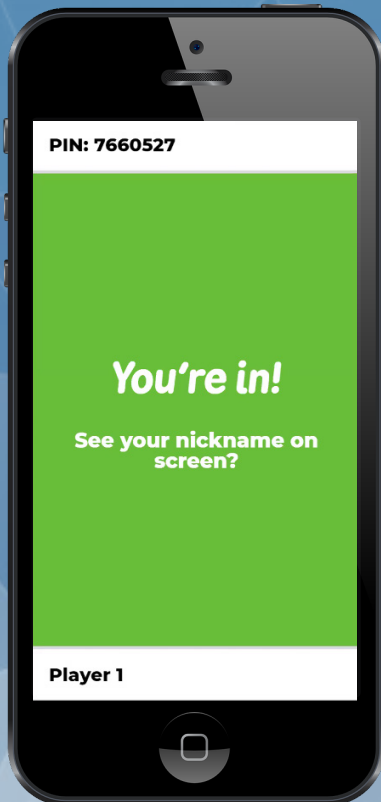
You should see the image to the right first, now enter the Quiz Pin displayed on the Zoom screen.

Enter Quiz
Pin here



Next, you will be asked for your name or type your team name if you're working together.

Enter name
here



You're in! You should now see the image to the left and see your name in the lobby on the Zoom screen.

When The Quiz Starts...

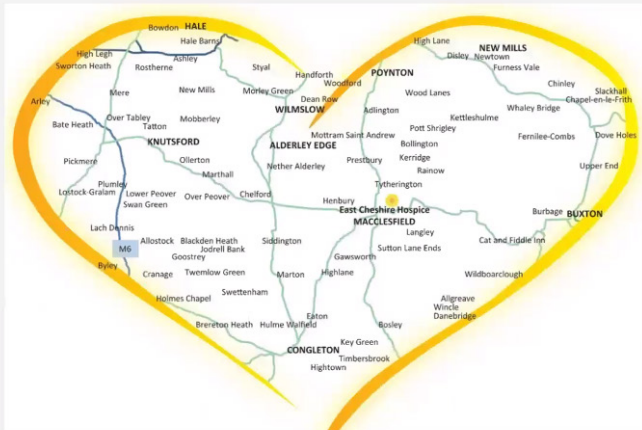
At 7.30pm the Quiz will start.

The Quiz Master will introduce the round and read out the first question, you will then be able to see the first question on your Zoom screen along with the colour-coded answers.

This is an example of how the questions will look:

Which one of these communities is NOT in our catchment area?

15



Skip

0
Answers

▲ Buxton

◆ High Legh

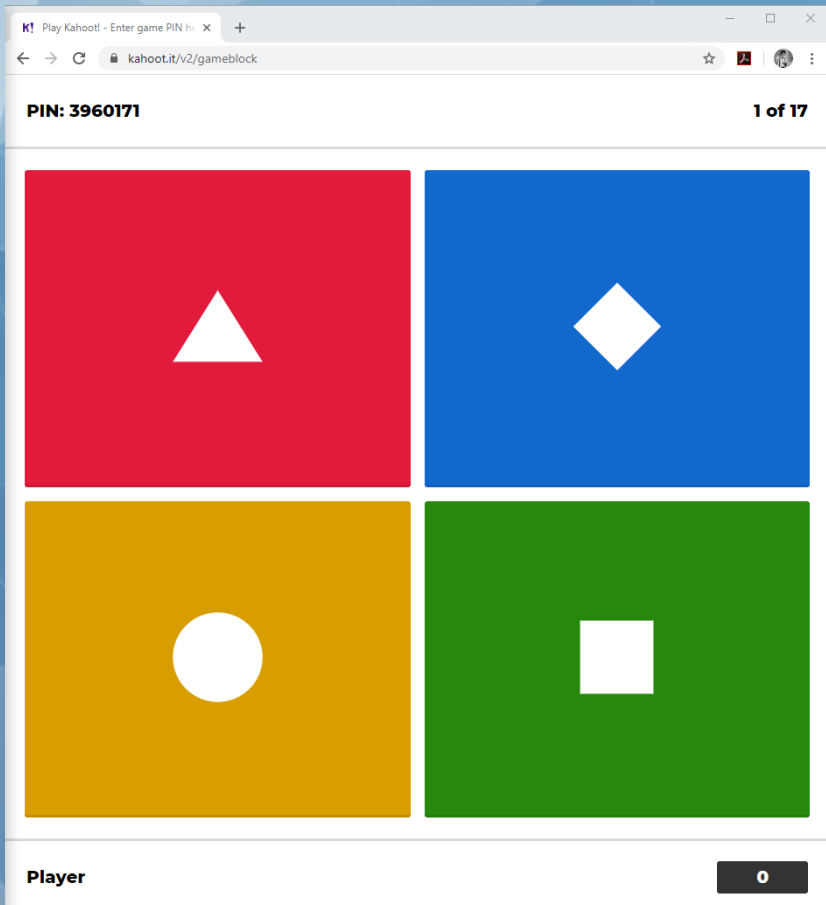
● Glossop

■ Knutsford


On your Kahoot screen, select the colour that matches the correct answer.

Tip you have a limited amount of time and the faster you select the answer, the more points you earn.

The race is on quizzers!



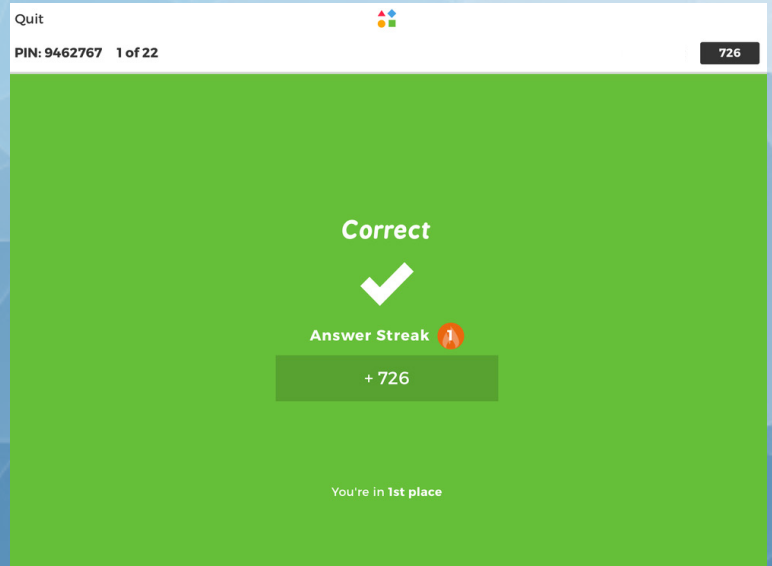
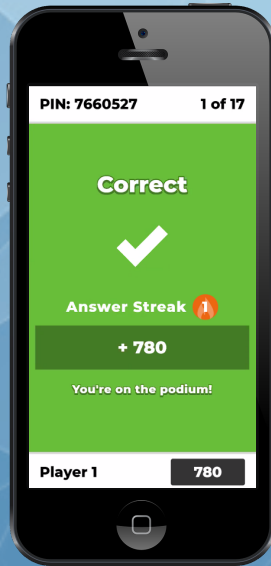
Computer answer
screen



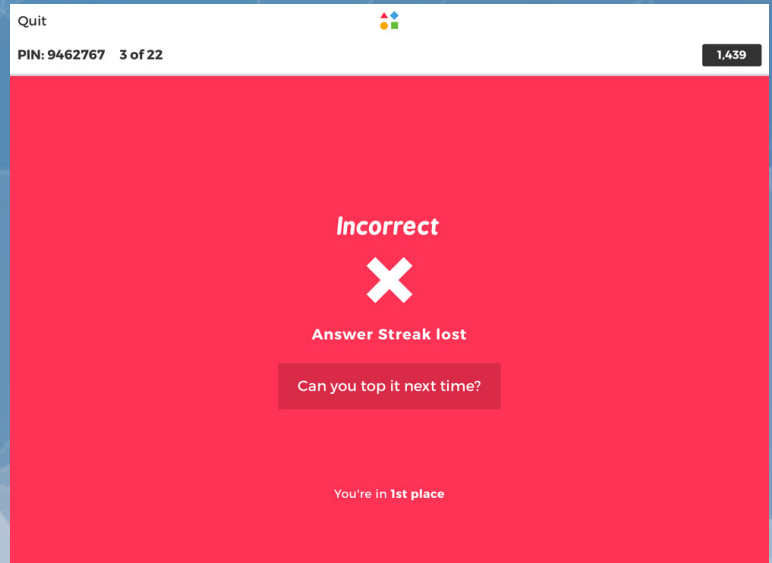
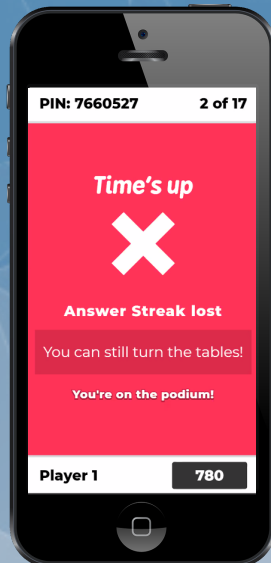
Phone answer
screen

Once the time is up or everyone has answered, the correct answer will be revealed... Did you get it right?

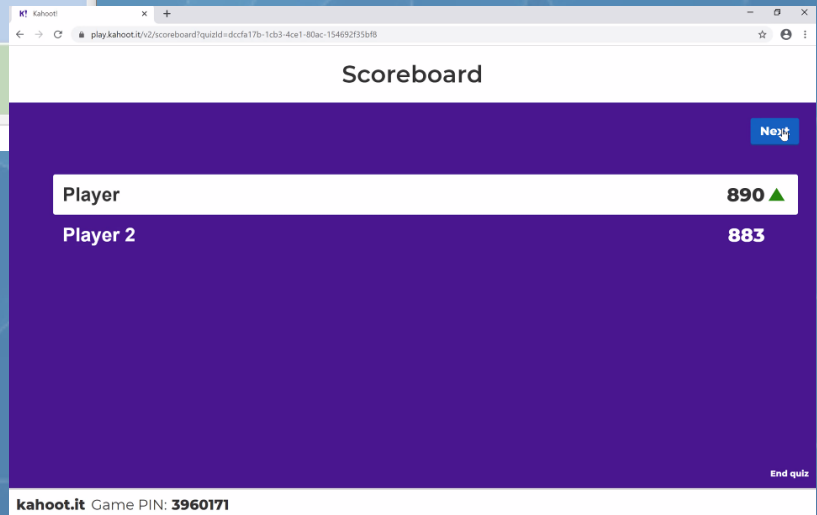
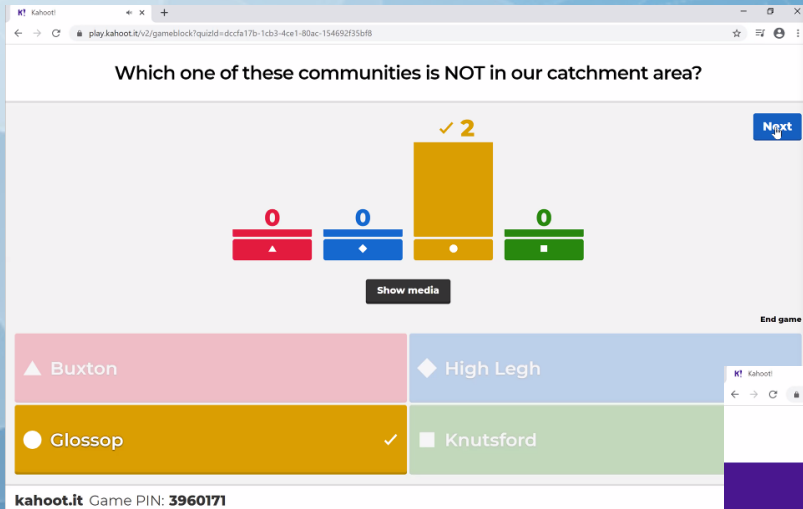
'Correct'
answer
screens



'Incorrect'
answer
screens



Before the next question, you'll see how other people answered and then the scoreboard will be displayed.



Question 1 is completed!

This process will then be repeated until the end of the round. At the end of each round we will take a short break so you can fill up that snack bowl.



Happy Quizzing!

If you have any questions, please email fundraising@echospice.org.uk and we will get back to you.



T&C's

- *When typing your name or team name please be considerate of others and avoid using anything offensive*
- *This is our first time at a Virtual Quiz, so please be kind to everyone involved*
- *If you have any internet issues during the Quiz, we are really sorry about this. Refunds will not be issued.*